




INSTRUCTIONS FOR Tablet Cutter (#7345)




Step 1. Insert the tablet into the Tablet Cutter.




Step 2. The "V" device centers tablet.



Step 3. Close & pres to split.



Step 4. Open and remove the split tablet.



Step 5. Store unused portions in the base of the Tablet Cutter.

NOTE: Please do not split enteric coated tablets.