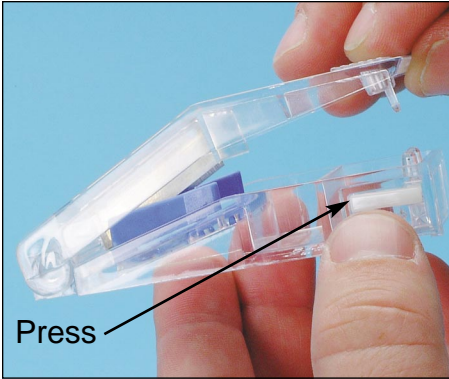
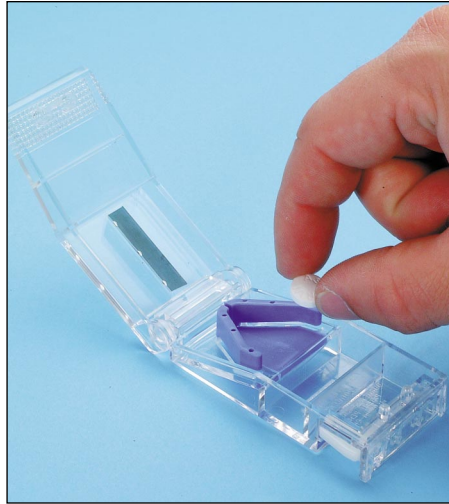


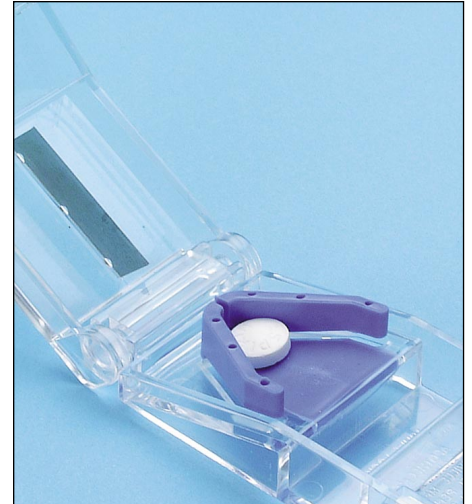
Instructions for the Safety Pill Cutter #17043




1. If the optional safety bar is in place, press the side to unlock the lid to the cutter.




2. Insert the tablet into the “V” wings on the splitter.



3. The “V” wings center and keep the tablet in place.



4. Close/press to split the tablet.



5. Open the cutter. Remove the split tablet and store the unused portion(s) in the storage compartment.



Sheet #17043
REV.070104

Call Free 1 800 848 1633 or 888 HCL INTL[®] (425 4685) • Fax Free 1 800 447 2923

International Call 740 477 1686 • International Fax 740 477 2923 • Web Site: www.hcl-intl.com • E-mail: hcl@hcl-intl.com